



## RAUCUT I STRIPPING TOOL

FOR MULTIFIBER BUFFER TUBES

OPERATING INSTRUCTIONS A04680 EN

## Multifiber buffer tube cutting set RAUCUT I Art. No. 269466

### Delivery make-up:

- 1 Carrying case (220 x 270 x 50 mm)
- 2 RAUCUT I-tool
- 3 Spatula
  - for lifting out fibers
  - for identifying fibers
  - for breaking off fibers
- 4 Multifiber buffer tube guides (1.8 to 4.2 mm)  
(or customer specific)
- 5 Allan key
- 6 Hexagonal socket-head bolt
- 7 Double edged blades

### Application:

The RAUCUT is a precision tool used for exposing optical fibers of cut or uncut multifiber buffer tubes

Applications include opening the multifiber buffer tube

- of cut multifiber buffer tubes for exposing the cutting length
- of uncut multifiber buffer tubes (cutting method with cable reserve and without cutting of multifiber buffer tubes)



- for exposing the optical fibers to be branched on continuous cables (cutting method without cable reserve and without cutting of multifiber buffer tubes)

### Advantages:

- Saving of costs and time
- Exploitation of total cable capacity
- No damage to optical fibers
- Multifiber buffer tube diameters of 1.3 to 4.2 mm can be cut
- Can also be used on unsmoothed multifiber buffer tubes and within cable stranding
- Cutting length freely selectable
- Reproducible cuts
- Constantly high cutting performance
- Ease of use
- Long life




**Working with the RAUCUT I stripping tool**  
**Important: Pay attention to the accident prevention regulations!**

Numbers **1** ... in the figures indicate the operating or installation sequence

- 1** Open knurled screw
- 2** Measure multifiber buffer tube, insert correct multifiber buffer tube guide
- 3** Close knurled screw




- 4** Clean multifiber buffer tube, mark cutting area on multifiber buffer tube
- 5** Apply RAUCUT tool to the multifiber buffer tube and close handles up to the first detent position (buffer tube stays movable)
- 6** If the incorrect multifiber buffer tube is inserted, the RAUCUT tool can be opened again by activating the unlocking lever



- 7** Move RAUCUT tool over the multifiber buffer tube until the marking at this point becomes visible
- 8** Close RAUCUT up to the second detent position by pressing the handles together (cutting position)


**9** Hold multifiber buffer tube securely

**10** Cut open the multifiber buffer tube up to the second marking with the RAUCUT (pull tool evenly)




**11** Open RAUCUT tool by pressing handles together


**12** Lift out multifiber buffer tube sideways



**13** Remove multifiber buffer tube piece (sliver) with sharp sidecutter



- 14** Lift fibers with spatula, the white under-ground enables the fiber colours to be clearly identified.  
Now lift out the required fiber(s) and ...




... break them using the slot at the end of the spatula



or

- 14** Lift out fibers and cut off remaining part of the multifiber buffer tube on both sides with sidecutter.



Clean fibers.

---

An annual regular examination on functional assurance is recommended. Please directly contact our service- and maintenance station, the company

Rennsteig Werkzeuge GmbH

An der Koppel 1

98547 Viernau, Germany

Telefon: +49 36847 441-0

Telefax: +49 36847 441-14

Our verbal and written advice relating to technical applications is based on experience and is to the best of our knowledge correct but is given without obligation.

The use of REHAU products in conditions that are beyond our control or for applications other than those specified releases us from any obligation in regard to claims made in respect of the products.

We recommend that the suitability of any REHAU product for the intended application should be checked. Utilization and processing of our products are beyond our control and are therefore exclusively your responsibility. In the event that a liability is nevertheless considered, any compensation will be limited to the value of the goods supplied by us and used by you.

Our warranty assumes consistent quality of our products in accordance with our specification and in accordance with our general conditions of sale.

This document is protected by copyright. All rights based on this are reserved. No part of this publication may be translated, reproduced or transmitted in any form or by any similar means, electronic or mechanical, photocopying, recording or otherwise, or stored in a data retrieval system.

#### REHAU SALES OFFICES

**AU: Adelaide**, Phone: +61 8 82990031, [adelaide@rehau.com](mailto:adelaide@rehau.com) **Brisbane**, Phone: +61 7 38897522 [brisbane@rehau.com](mailto:brisbane@rehau.com) **Melbourne**, Phone: +61 3 95875544, [melbourne@rehau.com](mailto:melbourne@rehau.com) **Perth**, Phone: +61 8 94564311, [perth@rehau.com](mailto:perth@rehau.com) **Sydney**, Phone: +61 2 87414500, [sydney@rehau.com](mailto:sydney@rehau.com) **CA: Moncton**, Phone: +1 506 5382346, [moncton@rehau.com](mailto:moncton@rehau.com) **Montreal**, Phone: +1 514 9050345, [montreal@rehau.com](mailto:montreal@rehau.com) **St. John's**, Phone: +1 709 7473909, [stjohns@rehau.com](mailto:stjohns@rehau.com) **Toronto**, Phone: +1 905 3353284, [toronto@rehau.com](mailto:toronto@rehau.com) **Vancouver**, Phone: +1 604 6264666, [vancouver@rehau.com](mailto:vancouver@rehau.com) **Winnipeg**, Phone: +1 204 6972028, [winnipeg@rehau.com](mailto:winnipeg@rehau.com) **GB: Birmingham**, Phone: +44 121 3442-300, [birmingham@rehau.com](mailto:birmingham@rehau.com) **Glasgow**, Phone: +44 1698 503-700, [glasgow@rehau.com](mailto:glasgow@rehau.com) **Manchester**, Phone: +44 161 7777-400, [manchester@rehau.com](mailto:manchester@rehau.com) **Slough**, Phone: +44 1753 5885-00, [slough@rehau.com](mailto:slough@rehau.com) **HK: Hongkong**, Phone: +8 52 28987080, [hongkong@rehau.com](mailto:hongkong@rehau.com) **IE: Dublin**, Phone: +353 1 816502-0, [dublin@rehau.com](mailto:dublin@rehau.com) **NZ: Auckland**, Phone: +649 2722264, [auckland@rehau.com](mailto:auckland@rehau.com) **SG: Singapore**, Phone: +65 63926006, [singapore@rehau.com](mailto:singapore@rehau.com) **UAE: Dubai**, Phone: +9714 8835677, [dubai@rehau.com](mailto:dubai@rehau.com) **US: Chicago**, Phone: +1 630 3173500, [chicago@rehau.com](mailto:chicago@rehau.com) **Dallas**, Phone: +1 972 2702322, [dallas@rehau.com](mailto:dallas@rehau.com) **Detroit**, Phone: +1 248 8489100, [detroit@rehau.com](mailto:detroit@rehau.com) **Grand Rapids**, Phone: +1 616 2856867, [grandrapids@rehau.com](mailto:grandrapids@rehau.com) **Greensboro**, Phone: +1 336 8522023, [greensboro@rehau.com](mailto:greensboro@rehau.com) **Los Angeles**, Phone: +1 951 5499017, [losangeles@rehau.com](mailto:losangeles@rehau.com) **Minneapolis**, Phone: +1 763 5851380, [minneapolis@rehau.com](mailto:minneapolis@rehau.com) **ZA: Durban**, Phone: +27 31 657447, [durban@rehau.com](mailto:durban@rehau.com), **Johannesburg**, Phone: +27 11 2011300, [johannesburg@rehau.com](mailto:johannesburg@rehau.com)